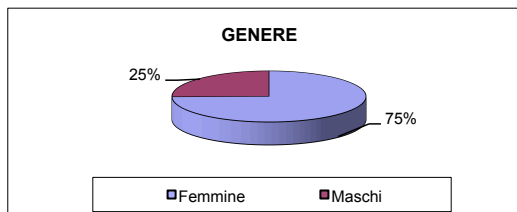


CANDIDATI MASTER 2005

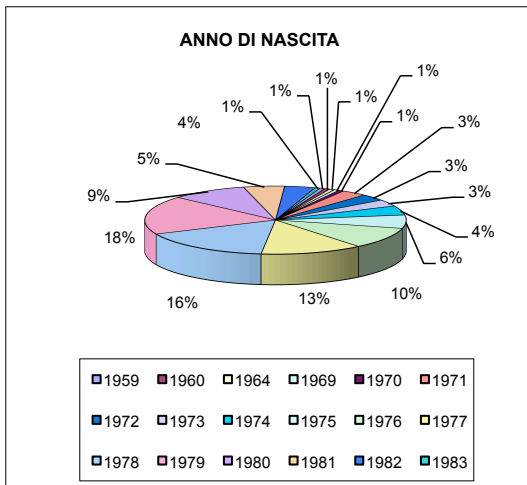
GENERE

| | N° | % |
|---------------|------------|------------|
| Femmine | 118 | 75 |
| Maschi | 40 | 25 |
| Totale | 158 | 100 |



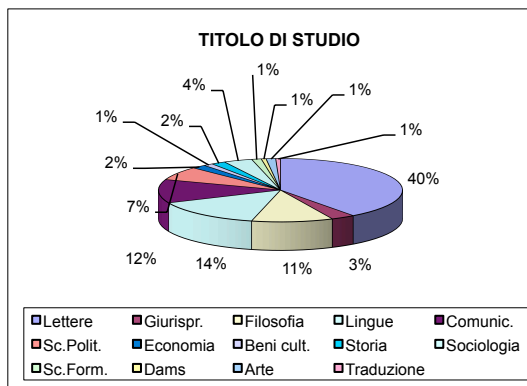
ANNO DI NASCITA

| | N° | % |
|---------------|------------|------------|
| 1959 | 1 | 1 |
| 1960 | 1 | 1 |
| 1964 | 1 | 1 |
| 1969 | 1 | 1 |
| 1970 | 1 | 1 |
| 1971 | 5 | 3 |
| 1972 | 5 | 3 |
| 1973 | 5 | 3 |
| 1974 | 7 | 4 |
| 1975 | 10 | 6 |
| 1976 | 16 | 10 |
| 1977 | 20 | 13 |
| 1978 | 26 | 16 |
| 1979 | 29 | 18 |
| 1980 | 15 | 9 |
| 1981 | 8 | 5 |
| 1982 | 6 | 4 |
| 1983 | 1 | 1 |
| Totale | 158 | 100 |



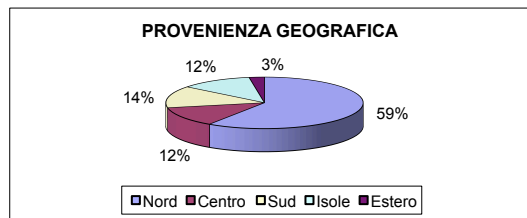
TITOLO DI STUDIO

| | N° | % |
|---------------|------------|------------|
| Lettere | 63 | 39 |
| Giurispr. | 5 | 3 |
| Filosofia | 17 | 11 |
| Lingue | 23 | 15 |
| Comunic. | 19 | 12 |
| Sc.Polit. | 11 | 7 |
| Economia | 3 | 2 |
| Beni cult. | 2 | 1 |
| Storia | 3 | 2 |
| Sociologia | 6 | 4 |
| Sc.Form. | 2 | 1 |
| Dams | 1 | 1 |
| Arte | 2 | 1 |
| Traduzione | 1 | 1 |
| Totale | 158 | 100 |



PROVENIENZA GEOGRAFICA

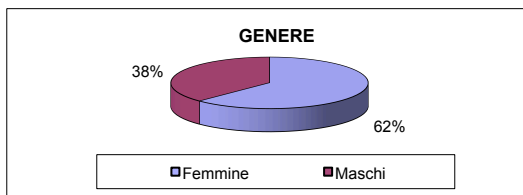
| | N° | % |
|---------------|------------|------------|
| Nord | 95 | 59 |
| Centro | 20 | 13 |
| Sud | 22 | 14 |
| Isole | 19 | 12 |
| Estero | 4 | 3 |
| Totale | 160 | 100 |



AMMESSI MASTER 2005

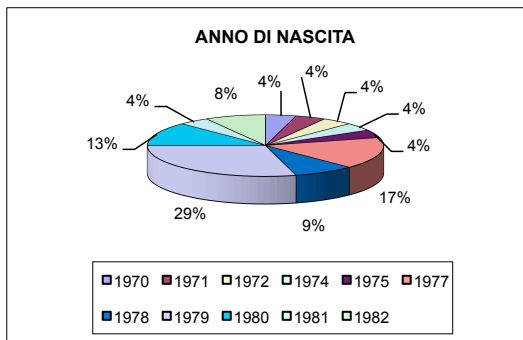
GENERE

| | N° | % |
|---------------|-----------|------------|
| Femmine | 15 | 62 |
| Maschi | 9 | 38 |
| Totale | 24 | 100 |



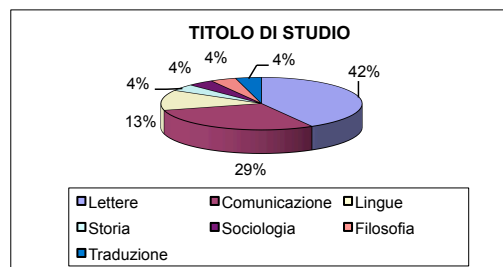
ANNO DI NASCITA

| | N° | % |
|---------------|-----------|------------|
| 1970 | 1 | 4 |
| 1971 | 1 | 4 |
| 1972 | 1 | 4 |
| 1974 | 1 | 4 |
| 1975 | 1 | 4 |
| 1977 | 4 | 17 |
| 1978 | 2 | 8 |
| 1979 | 7 | 30 |
| 1980 | 3 | 13 |
| 1981 | 1 | 4 |
| 1982 | 2 | 8 |
| Totale | 24 | 100 |



TITOLO DI STUDIO

| | N° | % |
|---------------|-----------|------------|
| Lettere | 10 | 42 |
| Comunicazione | 7 | 29 |
| Lingue | 3 | 13 |
| Storia | 1 | 4 |
| Sociologia | 1 | 4 |
| Filosofia | 1 | 4 |
| Traduzione | 1 | 4 |
| Totale | 24 | 100 |



PROVENIENZA GEOGRAFICA

| | N° | % |
|---------------|-----------|------------|
| Nord | 18 | 76 |
| Centro | 1 | 4 |
| Sud | 2 | 8 |
| Isole | 2 | 8 |
| Estero | 1 | 4 |
| Totale | 24 | 100 |

