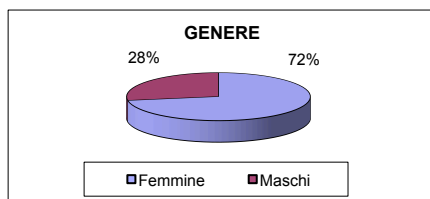


## CANDIDATI MASTER 2006

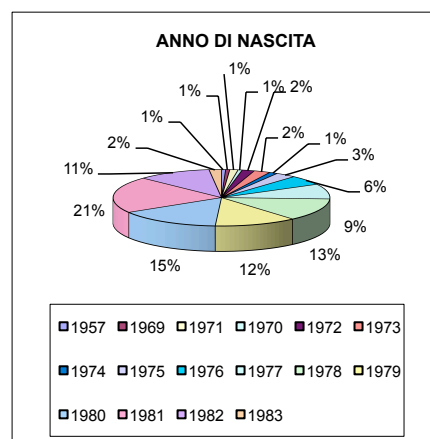
### GENERE

	N°	%
Femmine	118	72%
Maschi	45	28%
<b>Totale</b>	<b>163</b>	<b>100%</b>



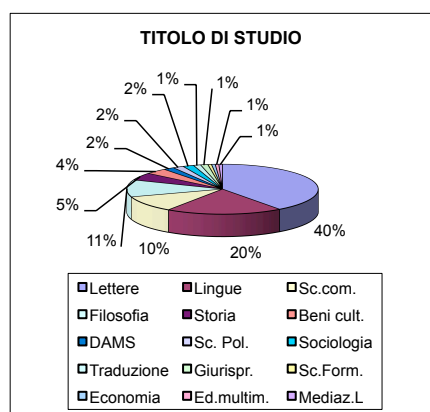
### ANNO DI NASCITA

	N°	%
1957	1	1%
1969	1	1%
1971	2	1%
1970	1	1%
1972	3	2%
1973	4	2%
1974	2	1%
1975	5	3%
1976	9	6%
1977	14	9%
1978	21	13%
1979	20	12%
1980	25	15%
1981	34	20%
1982	18	11%
1983	3	2%
<b>Totale</b>	<b>163</b>	<b>100%</b>



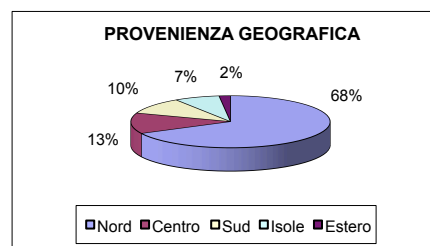
### TITOLO DI STUDIO

	N°	%
Lettere	65	39%
Lingue	32	19%
Sc.com.	17	10%
Filosofia	18	11%
Storia	8	5%
Beni cult.	6	4%
DAMS	3	2%
Sc. Pol.	3	2%
Sociologia	3	2%
Traduzione	2	1%
Giurispr.	2	1%
Sc.Form.	1	1%
Economia	1	1%
Ed.multim.	1	1%
Mediaz.L.	1	1%
<b>Totale</b>	<b>163</b>	<b>100%</b>



### PROVENIENZA GEOGRAFICA

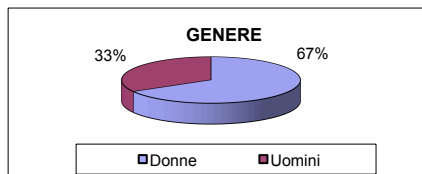
	N°	%
Nord	110	68%
Centro	21	13%
Sud	17	10%
Isole	12	7%
Estero	3	2%
<b>Totale</b>	<b>163</b>	<b>100%</b>



## AMMESSI MASTER 2006

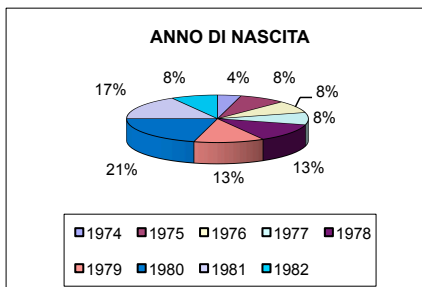
### GENERE

	N°	%
Donne	16	67%
Uomini	8	33%
<b>Totale</b>	<b>24</b>	<b>100%</b>



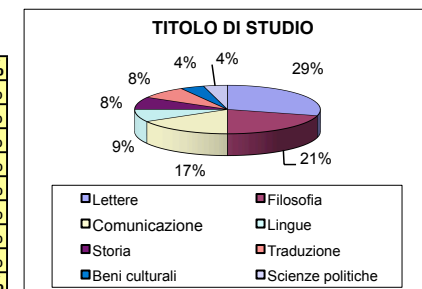
### ANNO DI NASCITA

	N°	%
1974	1	4%
1975	2	8%
1976	2	8%
1977	2	8%
1978	3	13%
1979	3	13%
1980	5	21%
1981	4	17%
1982	2	8%
<b>Totale</b>	<b>24</b>	<b>100%</b>



### TITOLO DI STUDIO

	N°	%
Lettere	7	30%
Filosofia	5	21%
Comunicazione	4	17%
Lingue	2	8%
Storia	2	8%
Traduzione	2	8%
Beni culturali	1	4%
Scienze politiche	1	4%
<b>Totale</b>	<b>24</b>	<b>101%</b>



### PROVENIENZA GEOGRAFICA

	N°	%
Nord	18	75%
Centro	4	17%
Sud	2	8%
<b>Totale</b>	<b>24</b>	<b>100%</b>

